



**Stewardship  
Calling**

*Helping people and parishes discover and live their stewardship callings so that they may have a good account before the awesome judgment seat of Christ*

[www.stewardshipcalling.com](http://www.stewardshipcalling.com)

# **Selected Church Facts and Stats**



*“You cannot master what you do not measure”*



**Bill Marianes – May, 2020**



**Stewardship  
Calling**

[www.stewardshipcalling.com](http://www.stewardshipcalling.com) [Bill@stewardshipcalling.com](mailto:Bill@stewardshipcalling.com)



**Stewardship  
Calling**

**YOU  
JUST  
CAN'T  
MAKE THIS  
STUFF UP**



**Please note that all of the following data is believed to be accurate from reliable sources as of the date as indicated, and from the source where indicated.**

**It may not represent the absolute latest available data.**

**Do your homework!**



# What Is Your Church's Biggest Challenge?



- **Entropy =**


$$\Delta S = S_f - S_i = \int \frac{dq_{rev}}{T}$$

$$\Delta S = \frac{q_{rev}}{T}$$

- **Everything in the universe eventually moves from order to disorder (*entropy* measures that change)**
- **If you don't make positive changes you will get negative changes**



# How Is Our World Changing?



We are living in exponential times...

... the speed of change is  
unimaginable and accelerating

**'The following is based on the pioneering YouTube video "Did You Know?" (with certain updated statistics).**

Did You Know? is licensed by Karl Fisch, Scott McLeod, and XPLANE under a Creative Commons Attribution Non-Commercial Share-Alike license. You are free to copy, distribute, remix and transmit the presentation as long as you give proper attribution to the original creators and share the resulting work under the same license. You may not use Did You Know? for commercial purposes without permission from the creators. (Selected statistics have been updated, as much as reasonably possible, from available sources.)

# Years it took to reach 50 million users:

Telephone - 75 years



Radio - 38 years



TV - 13 years



Internet - 4 years



Google Plus - 88 days



Angry Birds - 35 days




Pokémon GO - 19 days




Modern Smart phones have much more computing power when compared to Apollo mission computers that NASA used to go to the moon in the 1960s.



We are living in exponential times...





More video content  
was uploaded to   
in the last 2 months...

Than the amount of content that  
would be aired if all three major  
networks broadcast content



24 hours per day  
for 62 years

60 hours of video are  
uploaded to  every minute

1 hour of video is uploaded to  
 every second

**facebook** started about 16.5 years ago in October 2003.

It now has over 2.45 Billion active monthly users.

It is has over 1.62 Billion active daily users.

If Facebook were a country . . .




. . . it would be the  
2nd largest country  
in the world

. . . behind only China.


Slightly larger than  
India and 5.5 times  
bigger than the U.S.

We are living in exponential times...




There are over 3.5 BILLION  
Google internet searches per  
DAY

~ 1.2 TRILLION per year  
~ 40,000 every second



To whom were those  
questions directed B.G.?

(Before Google)



There are over  
1.77 Billion websites  
on the  
world wide web





There are over 200 BILLION  
tweets per year

~ 500 million per day

~ 350,000 every second





# E-mail Facts



3.7 Billion email users worldwide


269 Billion daily worldwide emails

98.2 Trillion yearly worldwide emails

1.5 Billion Gmail active users globally

57% of all email is treated as SPAM

We are living in exponential times...



In 2014 in the U.S. alone  
there were an estimated  
8.5 BILLION text messages...

... PER DAY



~ 97% of American adults text.



~ Text messages have a 98% open rate versus only 20% for email.

~ 95% of all text messages are read in under 3 minutes.




Over 22% of couples married in  
the U.S. in 2009 . . .  
. . .met online

By 2017, over 40% of  
couples in the U.S.  
met online

We are living in exponential times...

So what does all this mean for  
your Parish and parishioners?





# Jack Welch

Chairman & CEO - General Electric



~ ~ ~ ~ ~

**“If the rate of change on the outside exceeds the rate of change on the inside, the end is near.”**

~ ~ ~ ~ ~

**“Change before you have to.”**







**“Leaders of a Church  
will either be risk  
takers, caretakers or  
undertakers.”**



**Pastor Rick  
Warren**





# Laity Spirituality Challenges<sup>1</sup>



- “Regular Bible reading dropped over the last decade from 45% to 37%.
- Volunteering at church declined from 27% to 20% over the same decade.
- 40% of Christians do not attend church or read the Bible in a typical week
- 70% of Christians are not involved in a small group that meets for spiritual purposes
- There are more than 10 million Christians who are “un-churched”

---

<sup>1</sup> State of the Church report by the Barna Research Group (BRG) from a nationwide study of the country's faith practices and perspectives

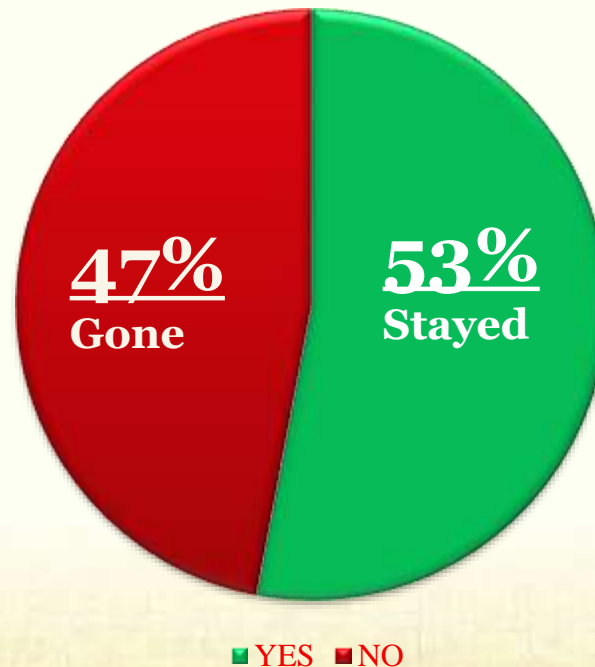


# We Lost Our Adults



~ **47%** of adults who were raised in the Orthodox Church have left the Church<sup>1</sup>

## Cradle Orthodox Adults Who Are Still in the Church

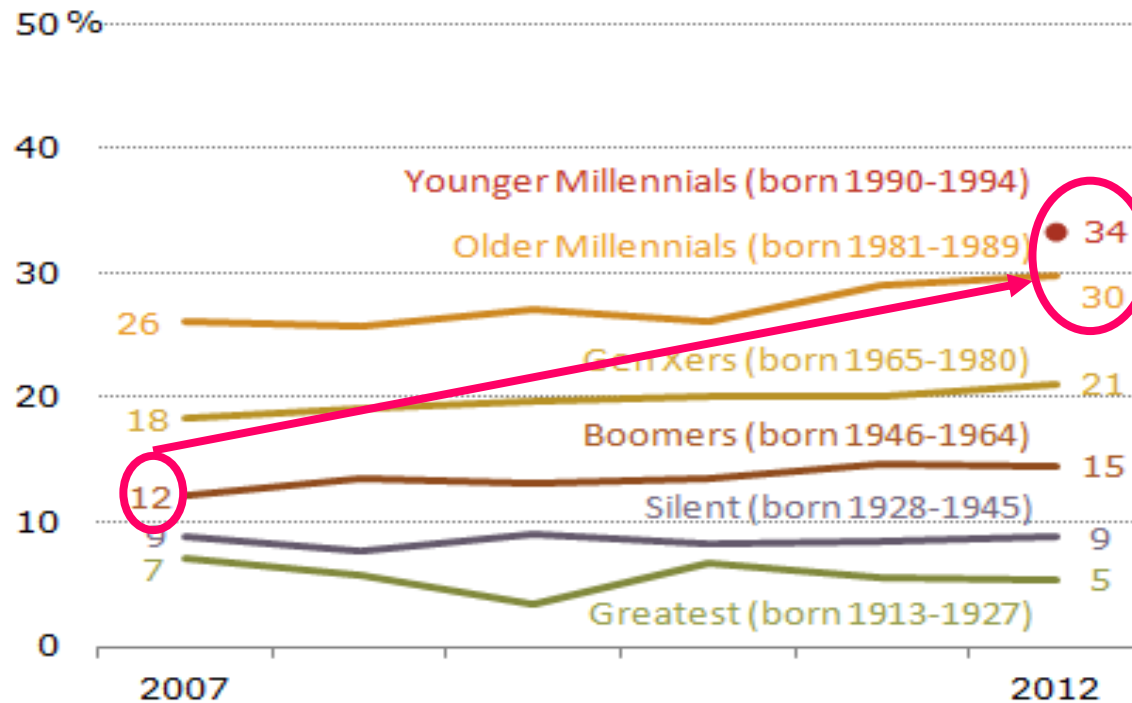




# We Can “Kiss Our Youth Goodbye”

## Recent Trends in Affiliation, by Generation

*% of each age cohort that is unaffiliated*



Source: Aggregated data from surveys conducted by the Pew Research Center for the People & the Press, 2007-2012.

PEW RESEARCH CENTER

~ Millennials (aged 18-29) are over **2.5 times** more likely than their adult parents to be unaffiliated with the Church<sup>2</sup>

<sup>2</sup> Religion in the Millennial Generation (2010) and U.S. Religious Landscape Survey (2007), Pew Forum on Religion & Public Life of the Pew Research Center.

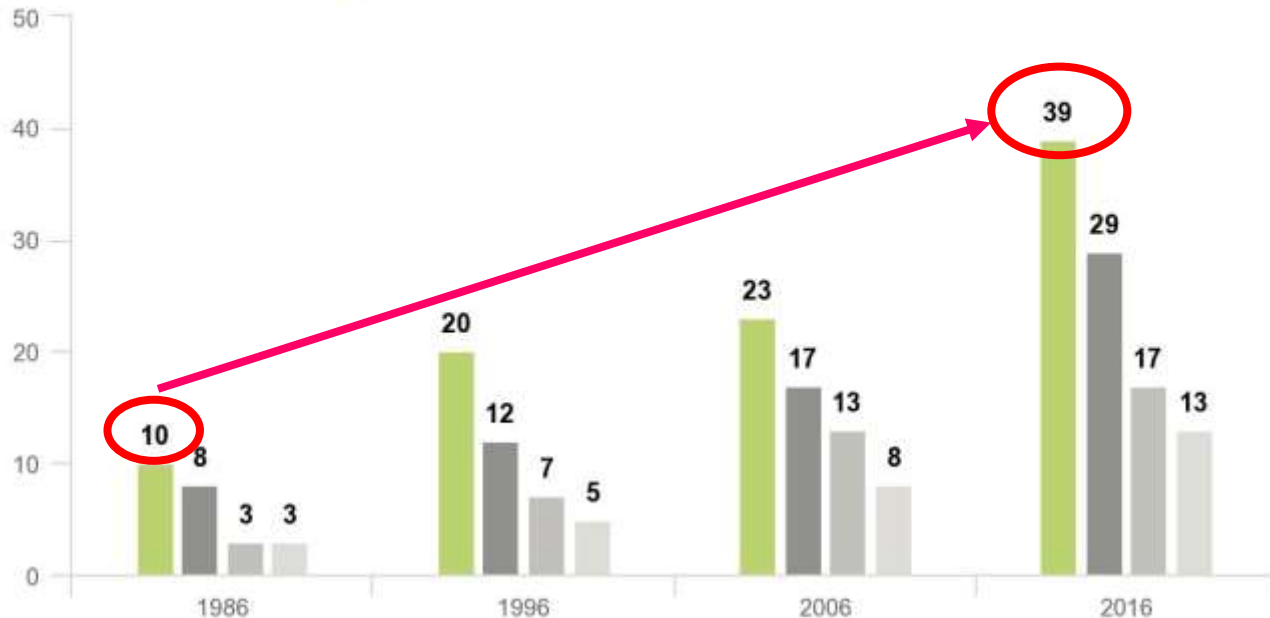
# 4X Increase in NONES

~ The nonprofit, nonpartisan Public Religion Research Institute data is worse reporting 39% Millennial youth are “**NONEs**”

## More Young Adults are Unaffiliated than in the Past

Percent of each age group who are religiously unaffiliated, 1986-2016

● 18-29 ● 30-49 ● 50-64 ● 65+



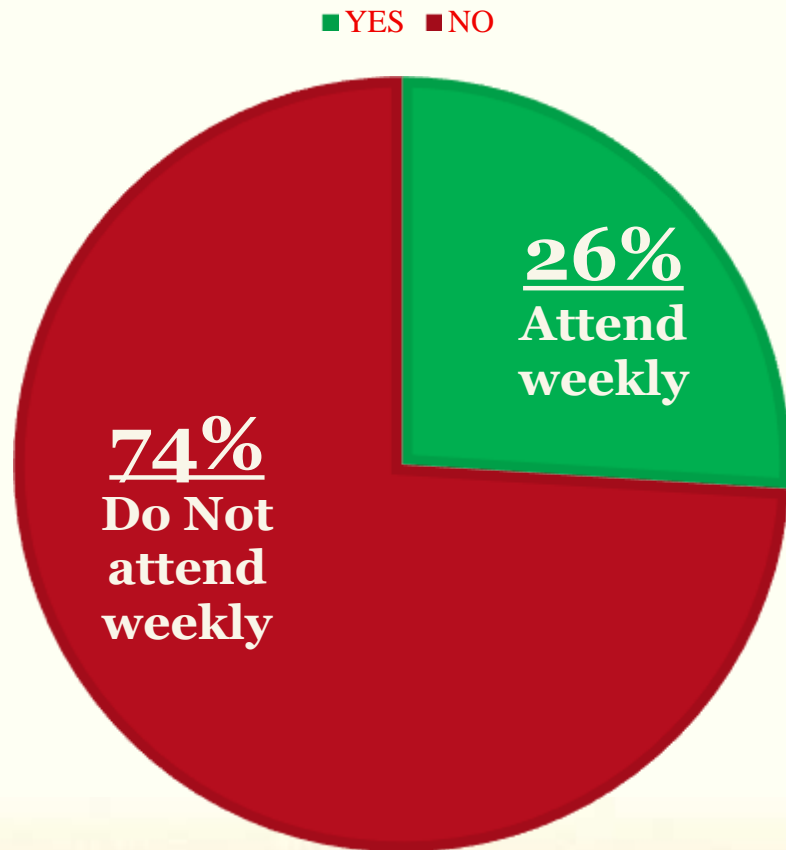
Sources: General Social Survey, 1986, 1996, 2006; PRRI/RNS August 2016 Survey.



# Church Attendance Data



ATTEND CHURCH WEEKLY ~ Only **26%** of all Orthodox adherents attend church services regularly on a weekly basis.<sup>1</sup>



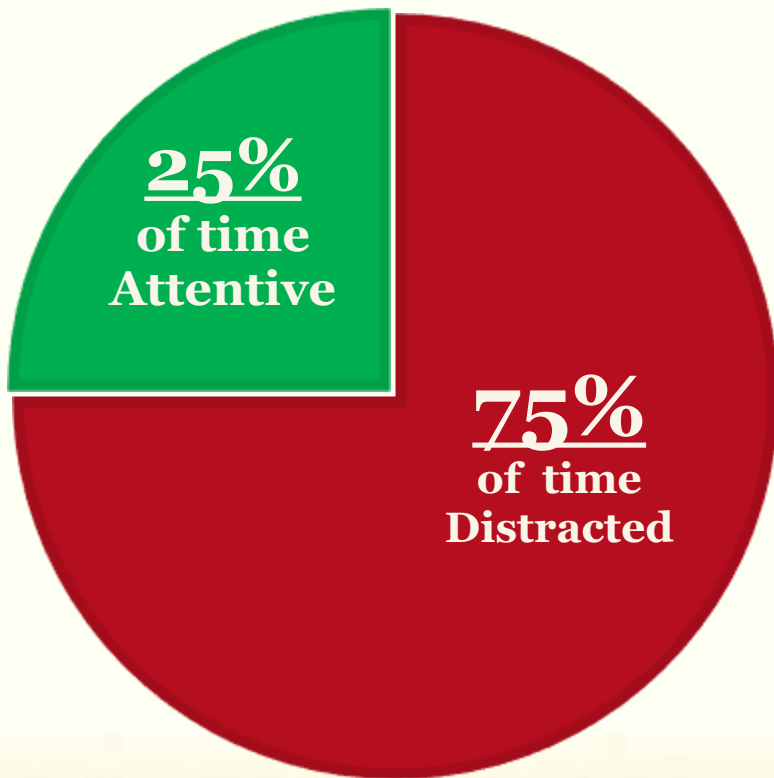
**P.S. It averages only 21% in the GOA parishes; 22 % in Serbian parishes; 37% in Antiochian parishes; 40% in OCA parishes; and 48% in Carpatho Russian parishes**

<sup>1</sup> Eight Facts about Church Attendance in US Orthodox Christian Churches (2010) Assembly of Canonical Orthodox Bishops of North and Central America.

# Church Attentiveness Data

## % OF TIME DISTRACTED

■ Distracted ■ Attentive



~ Our minds wander and we are distracted between **70% to 80%** of the time during Orthodox church services (excluding the sermon/homily)<sup>1</sup>

<sup>1</sup> Personal survey data acquired from interviews of hundreds of Orthodox Christians by Stewardship Calling





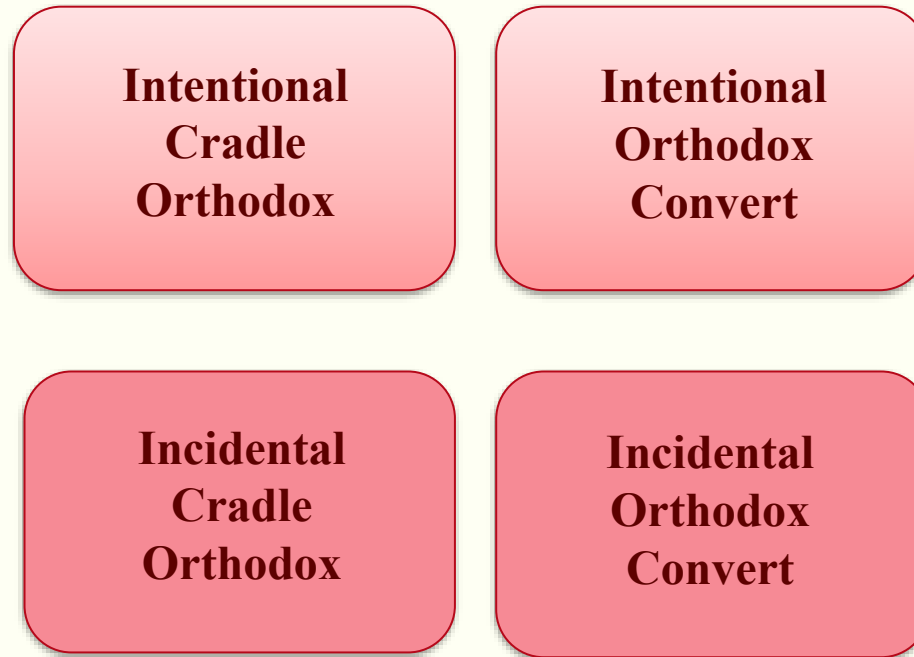
**The Stewardship Calling Model of the 4  
Kinds of Orthodox Christians in America**



**The Orthodox Church  
Demographic Makeup  
Has Changed  
Significantly Over  
The Last 15 Years**

# 4 Kinds of Orthodox Christians

**Passion  
for the  
Faith**

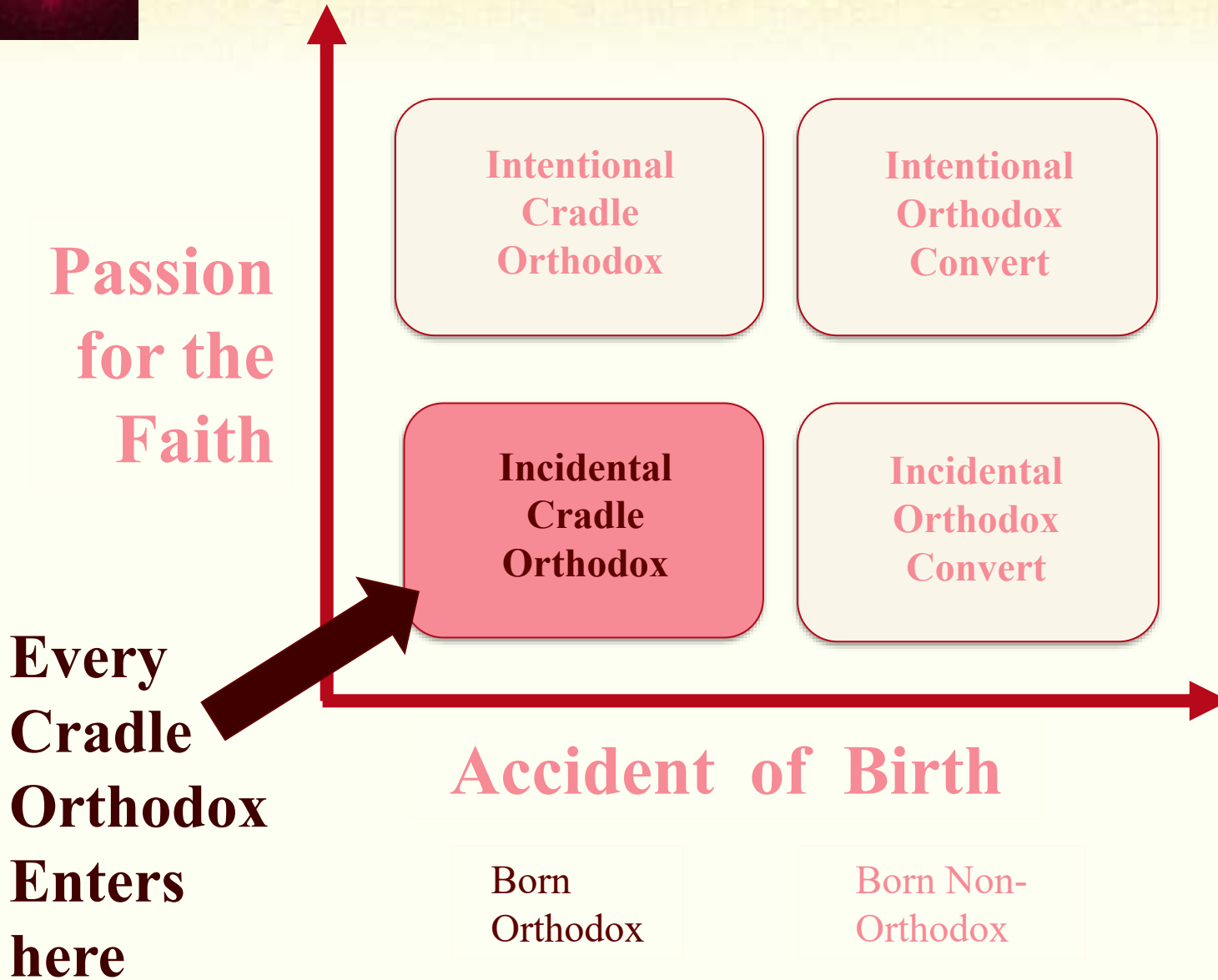


**Accident of Birth**

Born  
Orthodox

Born Non-  
Orthodox

# 4 Kinds of Orthodox Christians



# 4 Kinds of Orthodox Christians

Few Cradle  
Orthodox  
move here

Passion  
for the  
Faith

Intentional  
Cradle  
Orthodox

Intentional  
Orthodox  
Convert

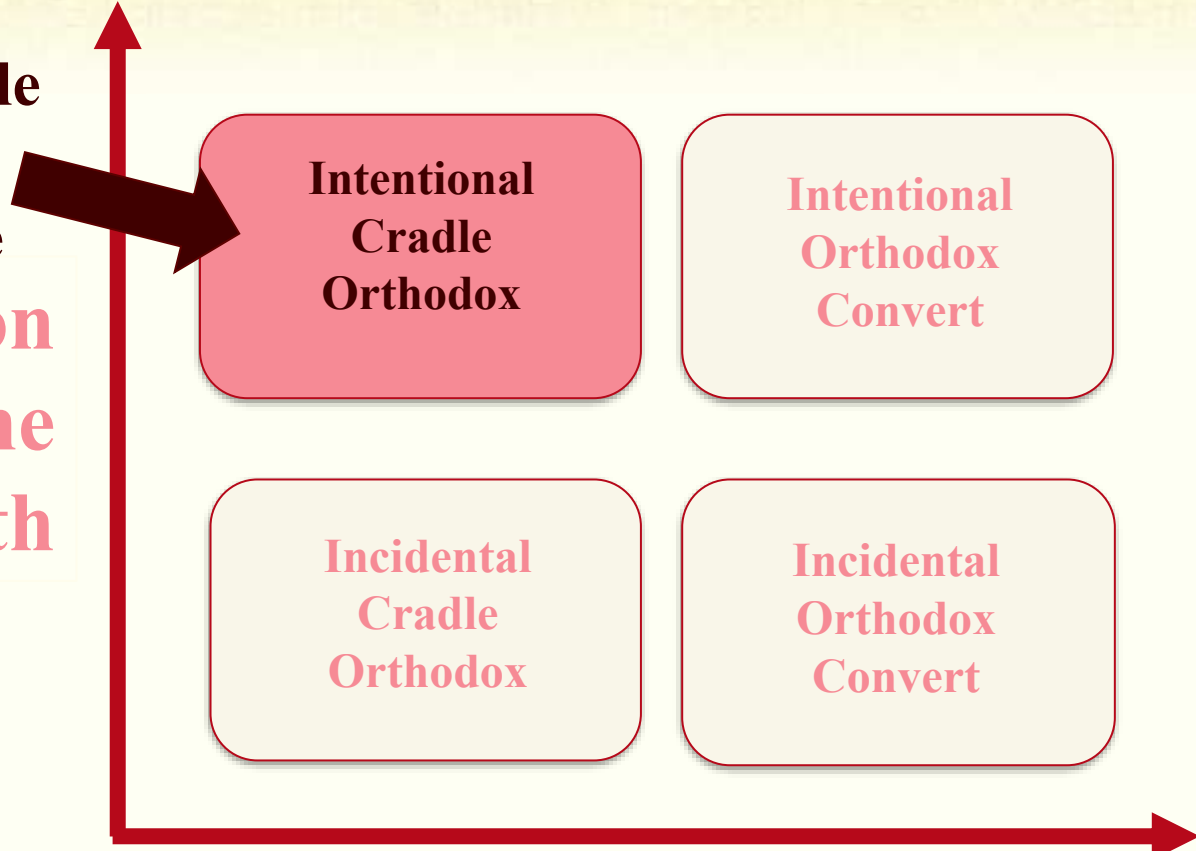
Incidental  
Cradle  
Orthodox

Incidental  
Orthodox  
Convert

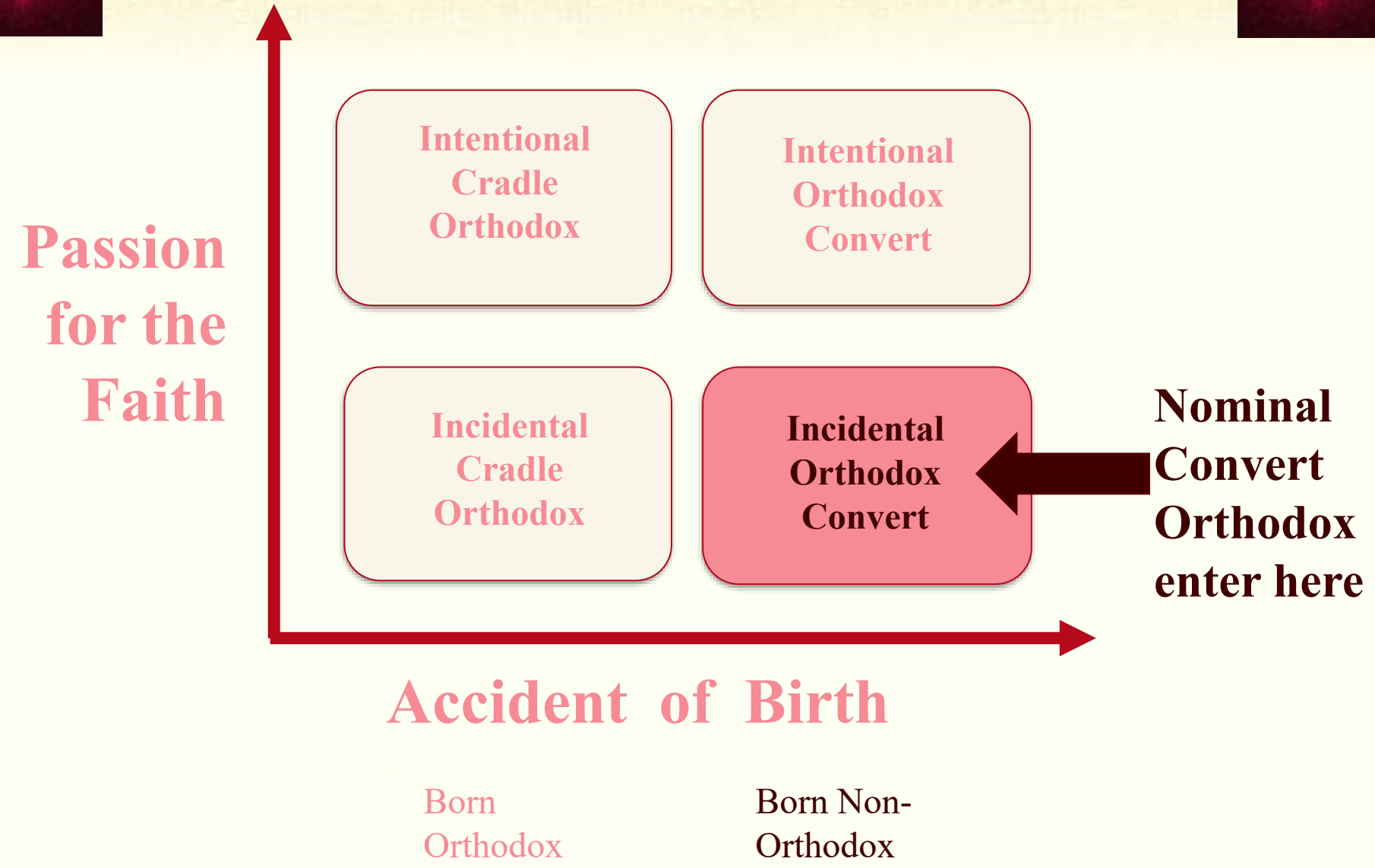
Accident of Birth

Born  
Orthodox

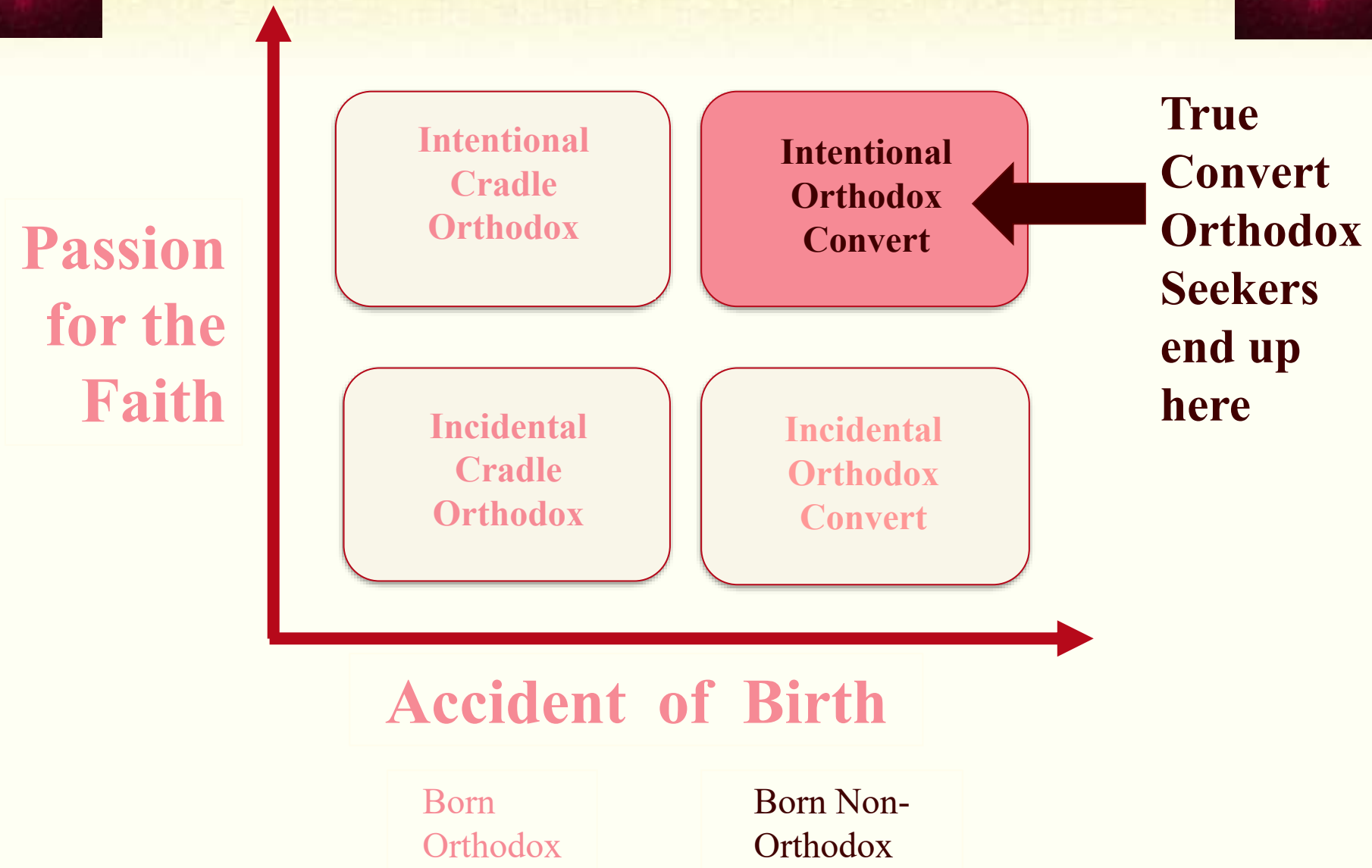
Born Non-  
Orthodox



# 4 Kinds of Orthodox Christians

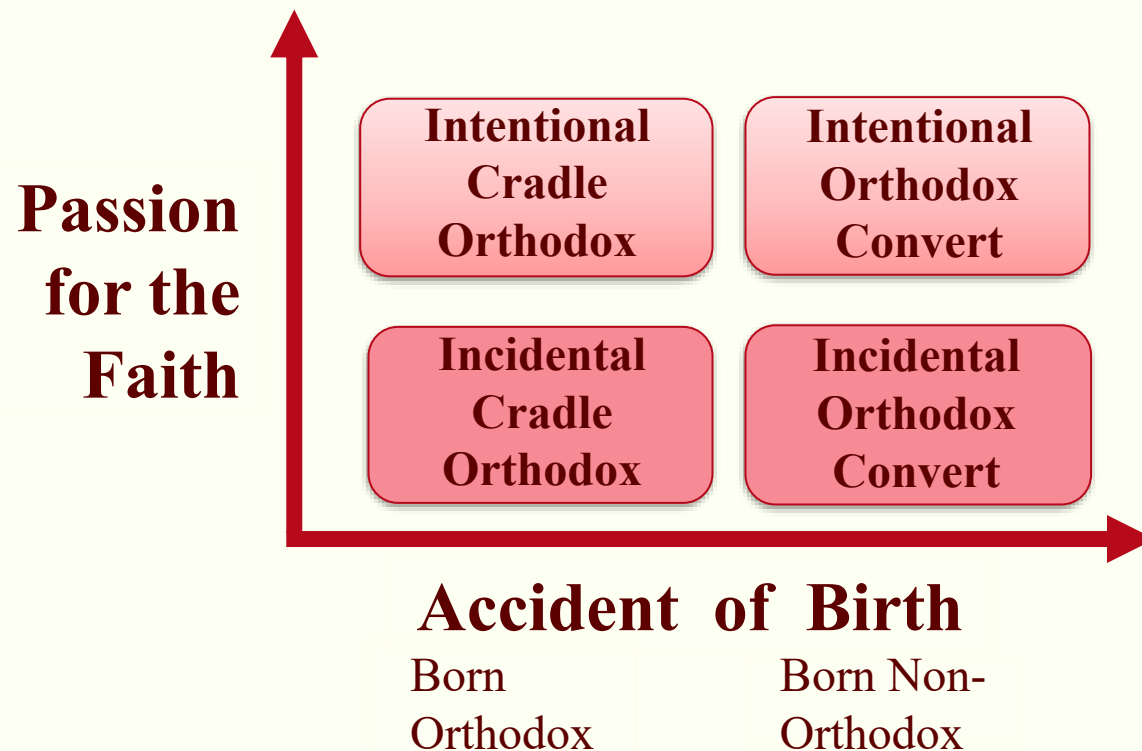


# 4 Kinds of Orthodox Christians



# 4 Kinds of Orthodox Christians

~ You need different strategies for each of the 4 categories of Orthodox Christians





# Selected “Income” Financial Stewardship Challenge Facts







# The Giving Facts



**~ People are giving a lower percentage of income to churches in the 2000's than they did either during the Great Depression or the 1920's**

**~ 37% of church goers give \$0 to the church**



# The Giving Facts<sup>1</sup>



**~ Orthodox Christians in the U.S.  
are in the**

**(a) top third of annual income**

**(b) bottom third of giving to their  
churches in the form of  
annual financial stewardship**

---

<sup>1</sup> Pew Forum income data compared with analysis of several hindered Orthodox Parish financial statements (mostly in GOA) by Stewardship Calling



# U.S. Christian Charitable PER PERSON Giving Statistics<sup>1</sup>



<u>Group</u>	<u>\$</u>
U.S. Christian average =	\$880
U.S. Evangelical Protestant average =	\$1,165
Average GOA Parishioner =	\$275

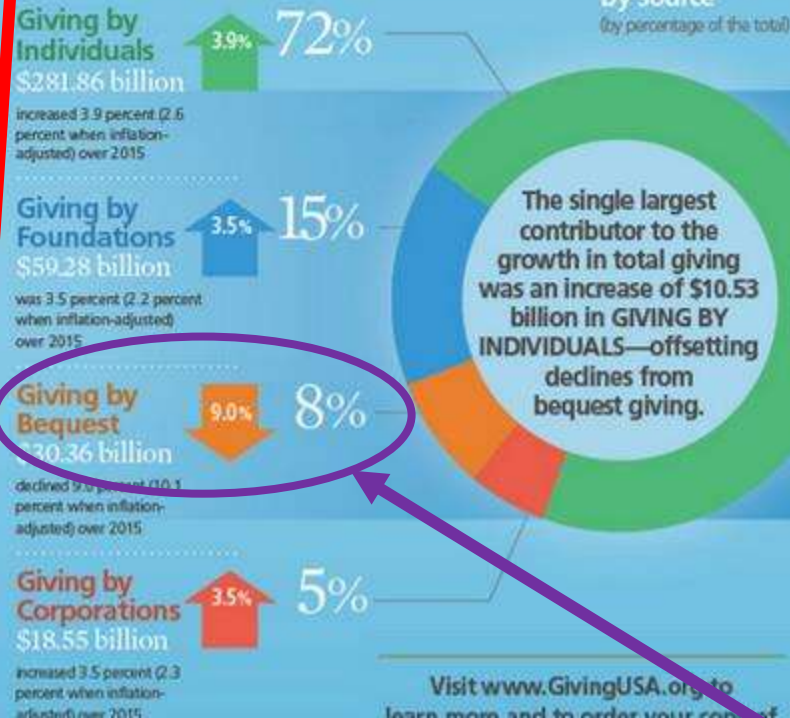
---

<sup>1</sup> All numbers are per person - per year direct financial stewardship contributions

# The Giving Facts - 2016

**\$390.05 billion**

Where did the generosity come from?



Where are all of the charitable dollars going?

(as a percentage of the total)



Each charitable subsector grew in 2016 except for giving to Individuals. Growth rates ranged from approximately 3-7 percent.

Giving USA Foundation<sup>SM</sup>, The Giving Institute, and the Indiana University Lilly Family School of Philanthropy are pleased to continue their partnership in providing the most comprehensive, longest-running, and most rigorously researched resource on U.S. charitable giving, *Giving USA: The Annual Report on Philanthropy*. It is a privilege to report on Americans' generosity and related historical trends on U.S. charitable giving.

**\$390 Billion given away**

**Only 8% in wills**

**Only 32% to religious causes**



# Selected “Numbers” Challenge Facts





# Major Denominations That Are Declining





# “Top 25” Denominations Reporting One Year Membership **Decreases**



- |  |                    |
|--|--------------------|
| 1. <u>The Catholic Church</u> (68.2 M members)                     | <b>down 0.44%</b>  |
| 2. <u>Southern Baptist Convention</u> (16.1 M members)             | <b>down 0.15%</b>  |
| 3. <u>The United Methodist Church</u> (7.6 M members)              | <b>down 1.22%</b>  |
| 7. <u>Evangelical Lutheran Church in America</u> (4.2 M members)   | <b>down 5.9%</b>   |
| 10. <u>Presbyterian Church U.S.A.</u> (2.6 M members)              | <b>down 3.42%</b>  |
| 13. <u>The Lutheran Church – Missouri Synod</u> (2.2 M members)    | <b>down 1.45 %</b> |
| 14. <u>The Episcopal Church</u> (1.9 M members)                    | <b>down 2.71 %</b> |
| 19. <u>American Baptist Churches</u> in the U.S.A. (1.3 M members) | <b>down 0.19%</b>  |
| 21. <u>United Church of Christ</u> (1 M members)                   | <b>down 2.02%</b>  |

---

<sup>1</sup> National Council of Churches' 2012 Yearbook of American & Canadian Churches (NOTE: **ALL BUT ONE OF THESE DENOMINATIONS HAD DECREASES IN MEMBERSHIP IN THE PRIOR YEAR ALSO**)



# But Some Major Denominations Are Increasing







# **“Top 25” Denominations Reporting One Year Membership Increases**

	(2012)	(prior year)
<b>4. <u>Church of Jesus Christ of Latter-day Saints</u> (<u>Mormon Church</u>) (6.1 M members)</b>	<b>up 1.6%</b>	<b>up 1.4%</b>
<b>9. <u>Assemblies of God</u> (3 M members)</b>	<b>up 3.9%</b>	<b>up 0.5%</b>
<b>20. <u>Jehovah’s Witnesses</u> (1.1 M members)</b>	<b>up 1.9%</b>	<b>up 4.4%</b>
<b>24. <u>Seventh-Day Adventist Church</u> (1 M members)</b>	<b>up 1.6%</b>	<b>up 4.3%</b>



# 10 Largest Christian Church Parishes in USA <sup>1</sup>



<u>Rank</u>	<u>Church</u>	<u>Location</u>	<u>Lead Pastor</u>	<u>Size</u>	<u>Founded</u>
#1	<u>Lakewood Church</u>	Houston, TX	Joel Osteen	<b>43,500</b>	1959
#2	<u>North Point Ministries</u>	Alpharetta, GA	Andy Stanley	<b>39,056</b>	1995
#3	<u>Church of the Highlands</u>	Birmingham, AL	Chris Hodges	<b>38,346</b>	2001
#4	<u>New Spring Church</u>	Anderson, SC	Vacant	<b>33,761</b>	2000
#5	<u>Gateway Church</u>	Southlake, TX	Robert Morris	<b>28,399</b>	2000
#6	<u>Saddleback Church</u>	Lake Forest, CA	Rick Warren	<b>25,612</b>	1980
#7	<u>Willow Creek Community Church</u>	South Barrington, IL	Bill Hybels	<b>25,371</b>	1975
#8	<u>Christ's Church of the Valley</u>	Peoria, AZ	Don Wilson	<b>24,108</b>	1982
#9	<u>Christ Fellowship Church</u>	Palm Beach Gardens, FL	Todd Mullins	<b>23,845</b>	1984
#10	<u>Southeast Christian Church</u>	Louisville, KY	Dave Stone	<b>23,799</b>	1962

<sup>1</sup> As of 2016 - Outreach Magazine

# How Are We Doing?



# Orthodox Christian Churches in the USA<sup>1</sup>

	<u>Ortho #<sup>1</sup></u>	<u>Ortho %<sup>2</sup></u>
1. Greek Orthodox Archdiocese of America	476,900	58.8%
2. Orthodox Church in America	84,900	10.4%
3. Antiochian Orthodox Christian Archdiocese	74,600	9.1%
4. Serbian Orthodox Church in North America	68,800	8.4%
5. Russian Orthodox Church Outside of Russia	27,700	3.4%
6. Ukrainian Orthodox Church of the USA	22,400	2.7%
7. Patriarchal Parishes of the Moscow Patriarchate	12,400	1.3%
8. Romanian Orthodox Archdiocese	11,200	1.4%
9. American Carpatho Russian Orthodox Diocese	10,400	1.3%
10. Vicariate for the Palestinian / Jordanian Orthodox Christian Communities	6,800	.08%
<b>Top 10 Orthodox Jurisdictions Total<sup>2</sup> =</b>	<b>796,100</b>	<b>97.2%</b>
<b>15 ORTHODOX JURISDICTIONS TOTAL<sup>2</sup> =</b>	<b>815,951</b>	<b>100%</b>
<b>US Christians = 227,590,000 15 Orthodox = 0.36% GOA = 0.2%</b>		

<sup>1</sup> 2010 Atlas of American Orthodox Christian Churches, Assembly of Bishops - by Alexei Krindatch

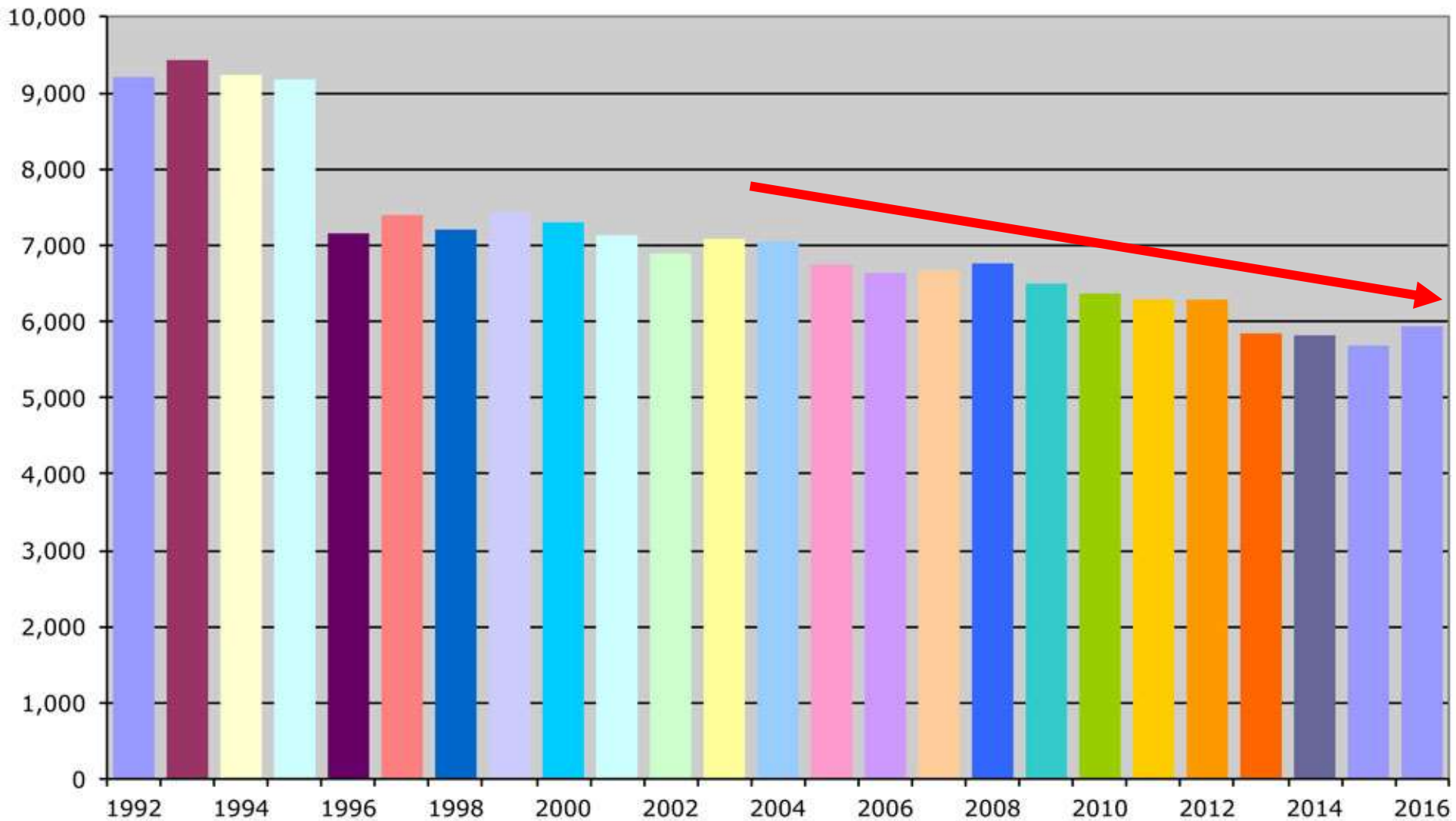
<sup>2</sup>These are the 15 Jurisdictions in communion and does not include the 226,349 Oriental Orthodox



# GOA Baptisms Are Generally Declining

# Baptisms 1992 - 2016

*Greek Orthodox Archdiocese of America*



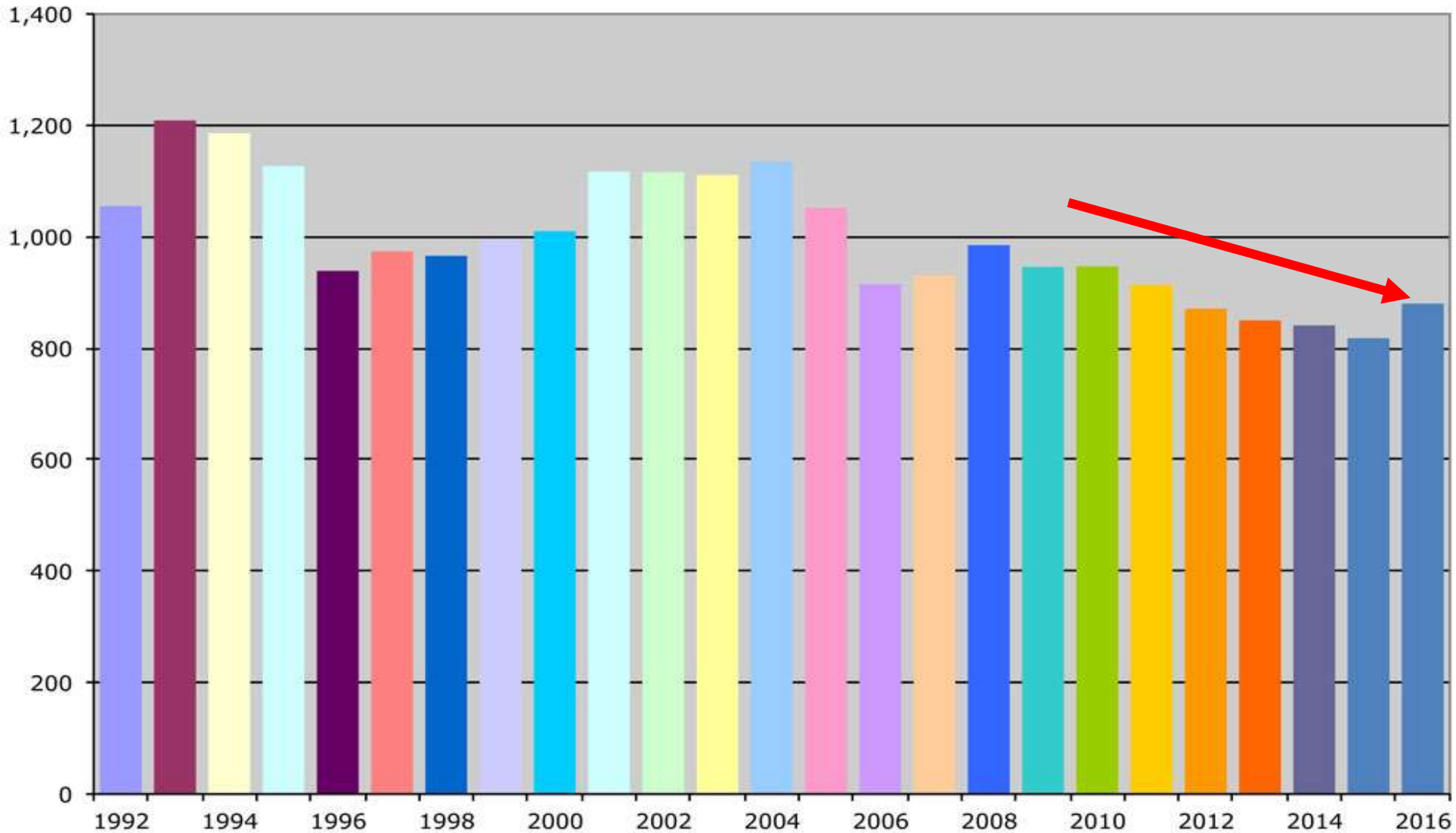
*Since 1996, statistics from Canada, Central America and South America were no longer included in Registry tabulations.*



# GOA Chrismations Are Generally Declining

# Christmations 1992 - 2016

*Greek Orthodox Archdiocese of America*



*Since 1996, statistics from Canada, Central America and South America were no longer included in Registry tabulations.*

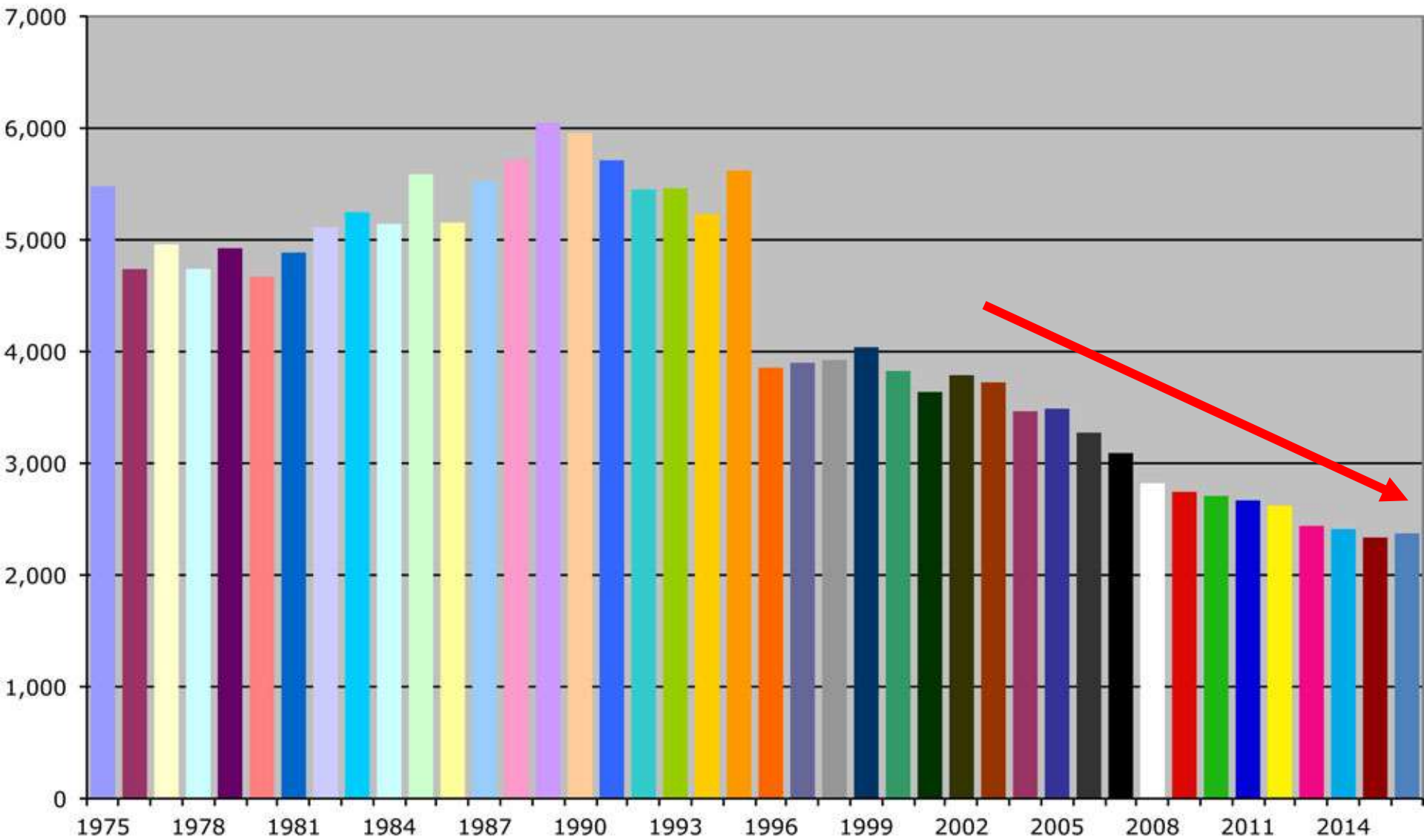




# **GOA Weddings Are Generally Declining**

# Weddings 1975 - 2016

*Greek Orthodox Archdiocese of America*

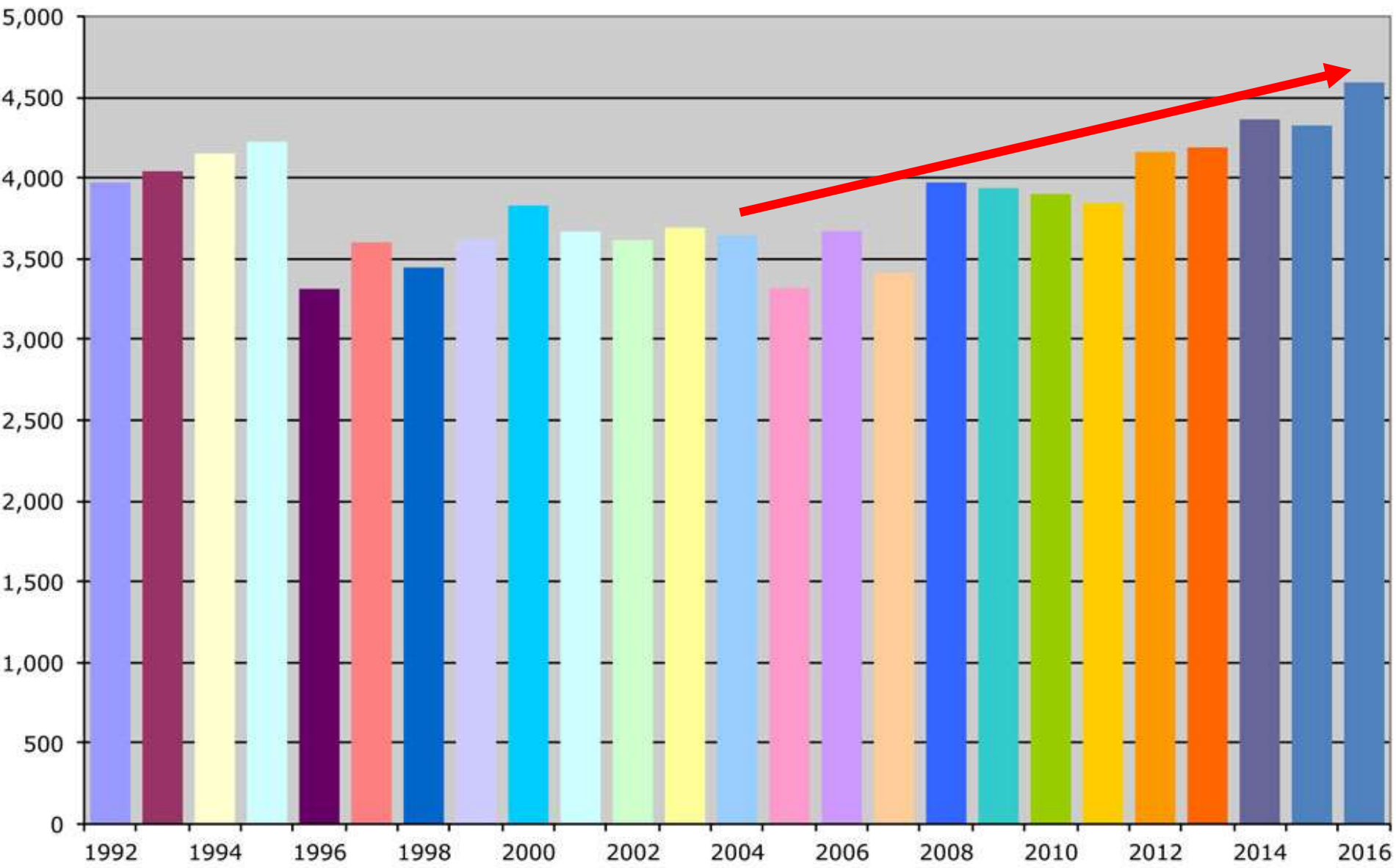




**And Finally, Something That  
is Generally Growing...**

# Funerals 1992 - 2016

Greek Orthodox Archdiocese of America







# OCA Reported Census Data (2015-2017)<sup>1</sup>



	<b>2017</b>	<b>2016</b>	<b>2015</b>	<b># Δ '16 to 17</b>	<b>% Δ '16 to '17</b>	<b># Δ '15 to 17</b>	<b>% Δ '15 to '17</b>
<b>Membership</b>	60,498	50,502	44,546	9,996	<b>20%</b>	15,952	<b>36%</b>
<b>Baptisms</b>	2,064	2,221	1,310	-157	<b>-7%</b>	754	58%
<b>Chrismations</b>	541	571	579	-30	<b>-5%</b>	-38	-7%
<b>Weddings</b>	405	367	317	38	<b>10%</b>	88	28%
<b>Funerals</b>	1,003	973	887	30	<b>3%</b>	116	13%
<b>Net Adds</b>	<b>1602</b>	<b>1819</b>	<b>1002</b>	<b>-217</b>	<b>-12%</b>	<b>600</b>	<b>60%</b>

<sup>1</sup> OCA Official census reports (difference between 84,900 members reported in 2010 Atlas of American Orthodox Christian Churches, Assembly of Canonical Orthodox Bishops to be reviewed)

<sup>2</sup> Net Adds = (Baptisms + Chrismations – Funerals)



# Coptic Orthodox Christians in the USA<sup>1</sup>



~ According to the American Coptic Association, there are approximately 350,000 - 420,000 Copts in the U.S. (many ethnic Copts listed themselves in the 2011 U.S. Census mistakenly as either Egyptians, Sudanese, Libyans or Americans thus reducing the ethnic Coptic population in the United States to not be even included within the 2011 U.S. Census.)<sup>1</sup>

~ According to the Atlas of America Orthodox Churches<sup>2</sup>, in 2010 there were only 92,100 Coptic Orthodox adherents in the United States

---

1 [N Y Times Archived 2011-08-21 at the Wayback Machine "Archived copy"](#). Archived from [the original](#) on 2009-03-19. Retrieved 2009-06-21.

2 [2010 Atlas of American Orthodox Christian Churches](#), Assembly of Canonical Orthodox Bishops



# Orthodox Christian Churches in the USA<sup>1</sup>

	<u>Number<sup>1</sup></u>
1. Greek Orthodox Archdiocese of America	476,900
2. Orthodox Church in America	84,900
3. Antiochian Orthodox Christian Archdiocese	74,600
4. Serbian Orthodox Church in North America	68,800
5. Russian Orthodox Church Outside of Russia	27,700
6. Ukrainian Orthodox Church of the USA	22,400
7. Patriarchal Parishes of the Moscow Patriarchate	12,400
8. Romanian Orthodox Archdiocese	11,200
9. American Carpatho Russian Orthodox Diocese	10,400
10. Vicariate for the Palestinian / Jordanian Orthodox Christian Communities	6,800
<b>Top 10 Orthodox Jurisdictions Total<sup>2</sup> =</b>	<b>796,100</b>

**15 Eastern Orthodox Jurisdictions = 815,951**

**All Oriental Orthodox Jurisdictions = 226,349**

**US Christians = 227,590,000 All Orthodox = 1,042,330 (0.46%)**

<sup>1</sup> 2010 Atlas of American Orthodox Christian Churches, Assembly of Canonical Orthodox Bishops

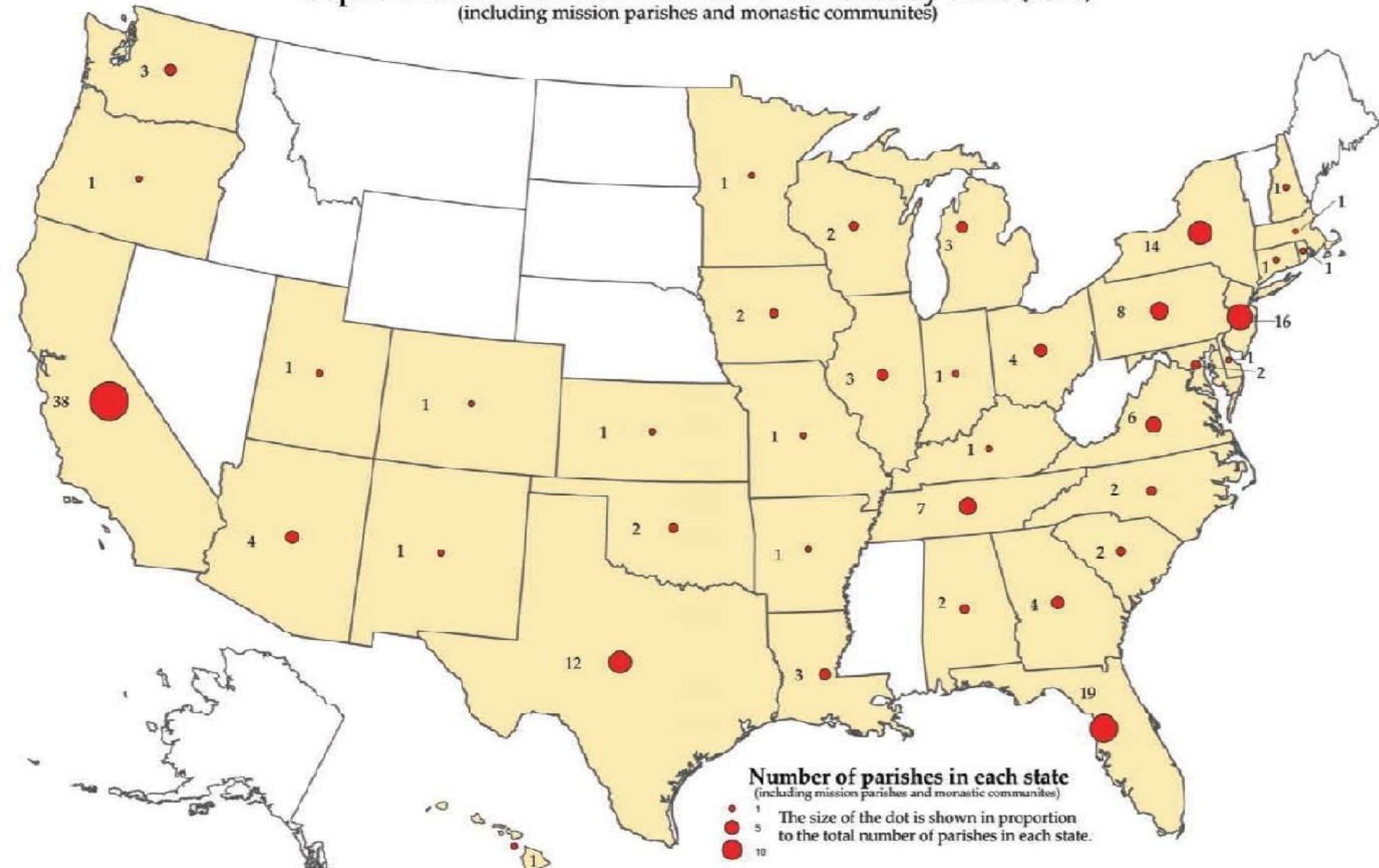




# Copts Orthodox Christians in the USA<sup>1</sup>



**Coptic Orthodox Church: Number of Parishes by State (2010)**  
(including mission parishes and monastic communities)

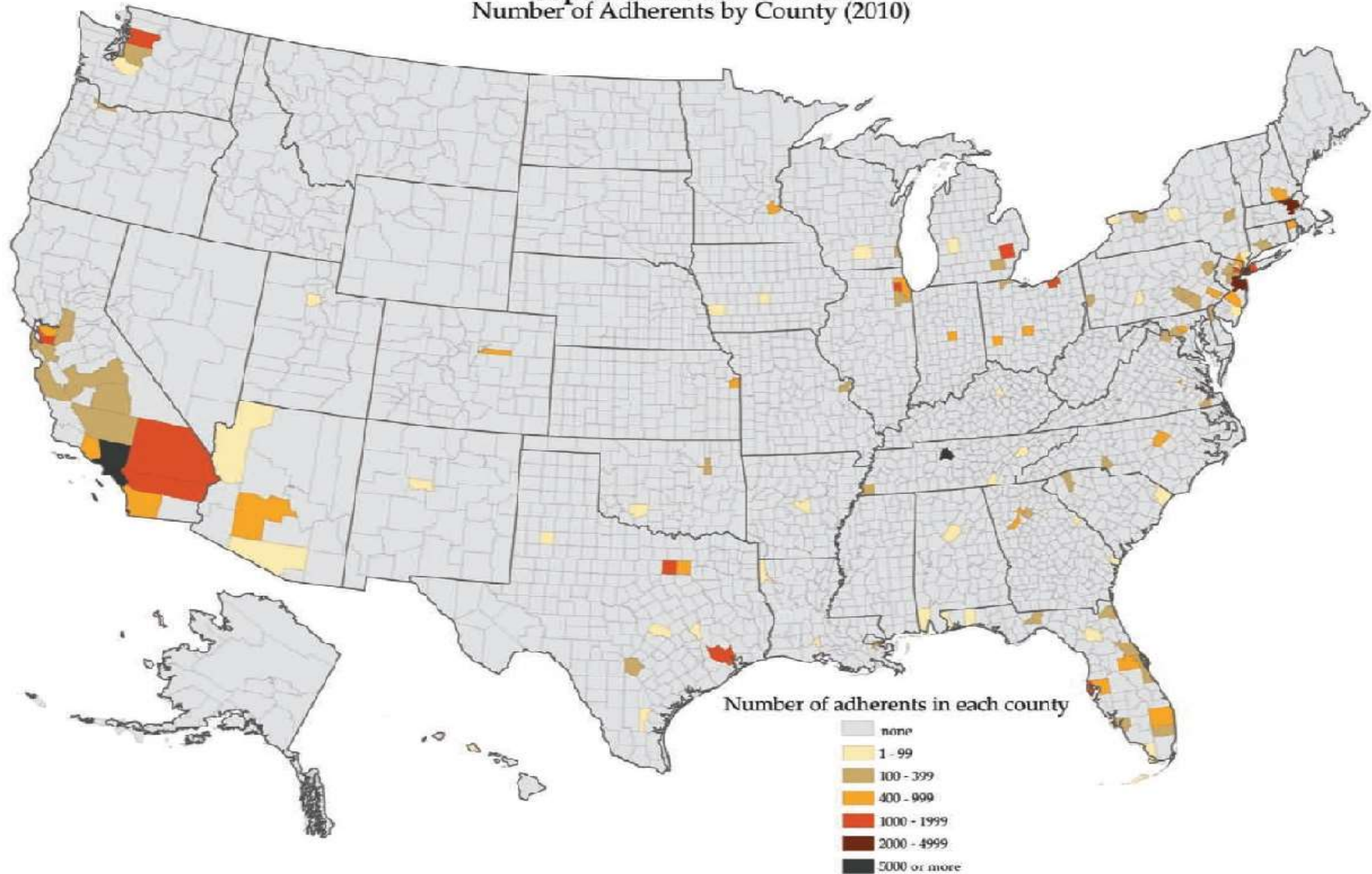




# Copts Orthodox Christians in the USA



**Coptic Orthodox Church:**  
Number of Adherents by County (2010)





**“Leaders of a Church  
will either be risk  
takers, caretakers or  
undertakers.”**



**Pastor Rick  
Warren**



# Be Courageous



**If anyone ever asks you, "What Would Jesus Do?"**



**Remind them that flipping over tables and chasing people with a whip is within the realm of possibilities.**


Matthew 21:12

Mark 11:15

Luke 19:45

John 2:15

"WE CANNOT  
SOLVE OUR  
PROBLEMS  
WITH THE SAME  
THINKING WE  
USED WHEN WE  
CREATED THEM"





**Stewardship  
Calling**

*Helping people and parishes discover and live their stewardship callings so that they may have a good account before the awesome judgment seat of Christ*

[www.stewardshipcalling.com](http://www.stewardshipcalling.com)

# **Selected Church Facts and Stats**



*“You cannot master what you do not measure”*



**Bill Marianes – May, 2020**



**Stewardship  
Calling**

[www.stewardshipcalling.com](http://www.stewardshipcalling.com) [Bill@stewardshipcalling.com](mailto:Bill@stewardshipcalling.com)



**Stewardship  
Calling**